

WISCONSIN BIOGRAPHIES

“Cause and Effect” Theme Video Teaching Tips

Task

Students will use the “Cause and Effect” theme video to define, critically analyze, and discuss different ways of organizing and understanding cause and effect.

Sample Essential Question

What is cause and effect?

Standard

Common Core State Standards for English Language Arts

SL.4.3 Identify the reasons and evidence a speaker provides to support particular points.

Materials

“Cause and Effect” theme video

“Cause and effect is...” graphic organizer

a “Wisconsin Biographies” animation

computer or tablet

Procedure

First, activate students’ prior knowledge by asking them to work with a partner to complete the following sentence, “Cause and effect is...” Have them record two to four responses on the “Cause and effect is...” graphic organizer. Encourage them to write a definition or provide an example by drawing a diagram, sketching a picture, writing a short sentence, etc.

As a whole group, ask students to share their responses to the sentence starter.

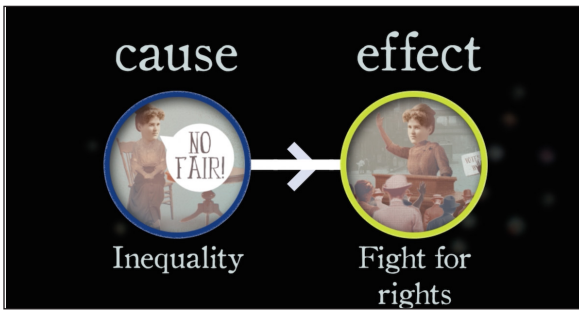
Introduce the “Cause and Effect” theme video, informing students that the purpose for viewing is to develop new understandings of how cause and effect can occur. Show students the video. After viewing, have students share any new discoveries they have about cause and effect with a partner. Record any new understandings as well as revise any previous notes on the “Cause and effect is...” graphic organizer.

Once complete, have students either independently or in a small group watch a “Wisconsin Biographies” animation of their choosing on a computer or tablet. Then have them create a diagram showing the cause and effect relationships in the animation. The “Cause and effect is...” graphic organizer and diagram they create can be used to assess the students’ understanding of cause and effect.

Extension Activities

Instruct students to watch a “Wisconsin Biographies” animation and create a diagram showing how events from both the animation and history relate to the student.

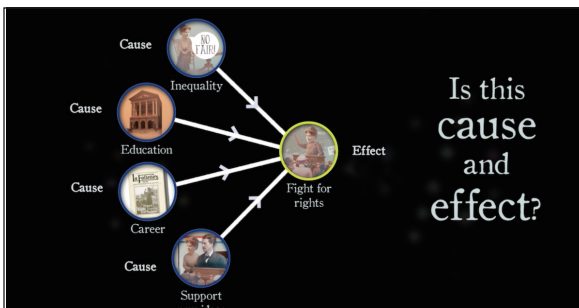
Video Scenes



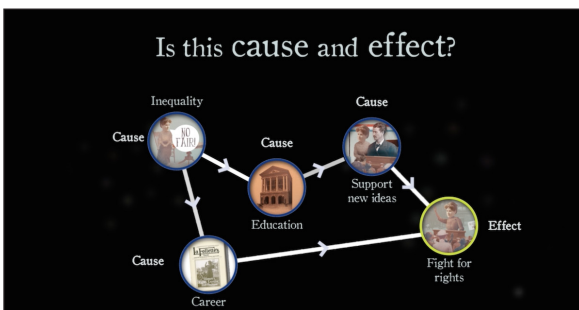
First, “What is cause and effect?” is posed. A basic diagram then appears, showing how a cause leads to an effect. The cause and effect diagrams displayed gradually become more complicated throughout the video.



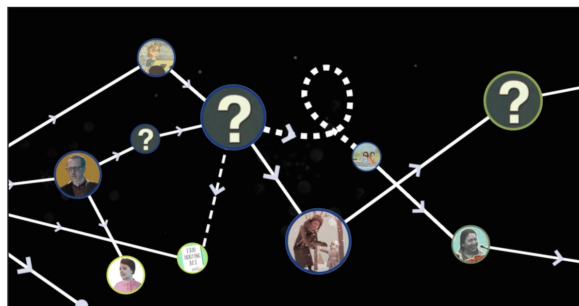
Next, the viewer analyzes how a cause can lead to an effect, and the effect can lead to another effect, etc.



Then diagram then models how multiple causes can lead to a shared effect.



A diagram demonstrating how causes can take different routes to lead to the same effect is shown next.



A model then appears showing how cause and effect does not have an end point and continues through time. The viewer is then prompted to think about how causes in history have affected their life. “What is cause and effect” is asked once again at the conclusion of the video.

Name _____

Cause and effect is...

Use words or images to complete the sentences.

| | | |
|-------------------------------------|-------------------------------------|-------------------------------------|
| <p>Cause and effect is</p> <p>1</p> | <p>Cause and effect is</p> <p>2</p> | <p>Cause and effect is</p> <p>3</p> |
| <p>Cause and effect is</p> <p>4</p> | <p>Cause and effect is</p> <p>5</p> | <p>Cause and effect is</p> <p>6</p> |
| <p>Cause and effect is</p> <p>7</p> | <p>Cause and effect is</p> <p>8</p> | <p>Cause and effect is</p> <p>9</p> |